



INSTRUCTIONS

GREEN SETS





Congratulations! You have taken the first step. You must now define your objective: to institute best environmental practices in some or all departments, or at some or all stages of the production process (preparation, production, postproduction).

STEPS

– PREPARATION

1. Establish an internal policy or an environmental responsibility charter. Here's an example: <https://telefilm.ca/en/who-we-are/our-engagement/eco-responsibility-action-plan>
2. Think about details of the script, choice of props and other on-screen behaviors that could demonstrate your commitment.

To help make environmentally responsible practices the norm on-screen (e.g. a character uses a reusable cup or water bottle at the office), the Conseil québécois des événements écoresponsables (CQEER) conducted a study of the depiction of environmental behaviours on Quebec television. Read the [report](#).

3. Raise awareness of car-pooling or suggest a car-pooling policy. Car-pooling reduces the need for parking space. If possible, you could also provide charging stations for electric cars.
4. Inform the team of your policy. [APPENDIX 1 - MEMO](#)
5. Recruit department heads who are aligned with your green principles. You can also have people sign a green pledge. Make sure they have experience or have taken the [INIS environmentally responsible filming course](#). [APPENDIX 2 - CONTRACT](#)
6. Set up a preparatory meeting of department heads to start planning green actions for each department. [APPENDIX 3 - CHECKLIST](#)



We encourage you to watch the recording of the [talk organized by the QFTC and the Green Spark Group from Vancouver](#) for some economic arguments for adopting green practices on the set.

For more information, visit the following websites:

- <https://www.greensparkgroup.com/>
- [Green supplier directory](#)

7. Applying for Rolling Green certification will make you eligible for funding and for certain industry awards and recognitions.

For more information, visit <https://ontournevert.com/en/accreditation/>

– SHOOTS

1. Name a Green Sets Ambassador and identify him/her on the call sheet. 

Check out the [Best Practices Guide](#) on the Rolling Green website. It covers environmentally responsible practices at all stages of the audiovisual production process.


Useful sites:

- [Rolling Green Facebook group](#)
 - [Recyc-Québec's Ça va où mobile app](#)
2. Use the call sheet to communicate instructions to the crew.
 3. Use signage to encourage best practices such as composting, sorting and waste reduction.

See the following sites for signs and posters to boost waste recovery:

- [Posters from Rolling Green](#)
- [Pictograms from Recyc-Québec](#)





Recognize efforts by asking the crew to send photos of your green set to plateauxverts@aqtis514iatse.com. Their pics will be shared on AQTIS 514 IATSE's social media accounts. Members are also encouraged to post photos from their personal accounts on their department's Facebook group, their production's social media accounts and/or the Rolling Green group. An email note of encouragement from you or your ambassador will also be appreciated.

4. Track your carbon footprint at <https://ontournevert.com/en/carbon-calculator/>

– **POSTPRODUCTION**

1. Publicize and promote your policy. You can follow the same steps as under "Production" above.
2. Put up clear and visible signs, as signage is required.
3. Develop a promotional strategy for your production to plug best practices.